


HeartSine® samaritan® PAD Universal Upgrader (1.4.2 / 3.2.0) User Instructions

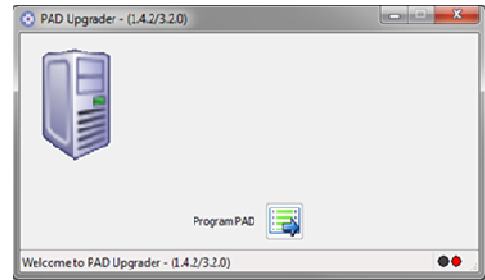


WARNING – PAD 2005 Upgrade is only compatible with SAM 300 and SAM 300P. **DO NOT use with samaritan® PAD Trainer.**

Following download and installation of Pad Upgrade:

Click on the PADUpgrader Icon  located on computer desktop or else press the Start menu button and select PADUpgrader

After a few seconds, the 'PAD Upgrader-(1.4.2/3.2.0)' window should appear.



Attach PAD to computer's USB port.

After a few seconds, the samaritan® PAD icon will appear and the connection indicator will turn green.

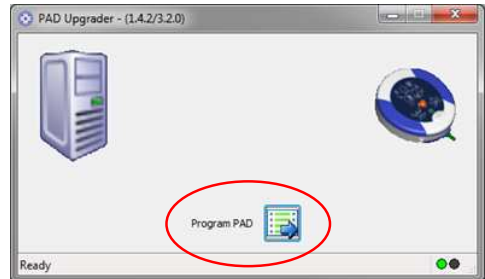
samaritan® PAD icon
connection indicator



Perform the Upgrade.

Click the 'Program PAD ' button to begin the upgrade.

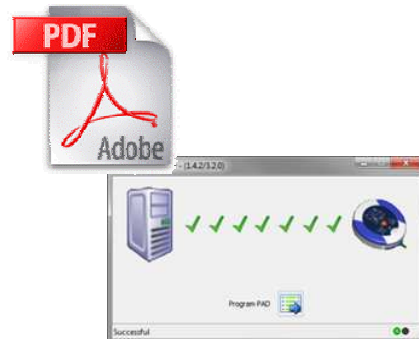
Follow any on-screen instructions.



Return Proof of Upgrade.

After a successful upgrade, a pdf file will be created on your Desktop. Please return this in one of the following ways:

1. E-mail to support@heartsine.com
2. Print out and post to: HeartSine Technologies Inc
121 Friends Lane
Suite 400
Newtown
PA 18940
3. Fax to 1.215.860.8192
4. Questions 215-860-8100



IMPORTANT WARNING



If an error occurs at any point during the upgrade, the samaritan® PAD **must not be used** until the upgrade has been successfully completed.

If you have any queries, please contact your distributor or e-mail support@heartsine.com